

DOWNLOAD PDF DOCUMENT



JACUZZI J PUMP 2 SPEED ...

DOWNLOAD DOCUMENT NOW

Updated: 11/02/2017

DISCLAIMER:

BE-FIRST.CO uses the following jacuzzi j pump 2 speed wiring diagram book available for free PDF download which is also related with

JACUZZI J PUMP 2 SPEED WIRING DIAGRAM

Users who need jacuzzi j pump 2 speed wiring diagram and other eBooks in PDF format can get a free access to our digital library. The only condition is registration. It doesn't mean that you need to pay for it. This procedure is also free. All you need is to follow the link below and answer simple questions. Then you will become our registered user and get an access to jacuzzi j pump 2 speed wiring diagram and other eBooks of various genres and fields. You can download jacuzzi j pump 2 speed wiring diagram as well as other files any time and on any device supporting PDF format. People often ask why registration is needed. The answer is clear - we have to ask our users to pass registration in order to preclude hackers' attracts. So, when you get an access to jacuzzi j pump 2 speed wiring diagram, you can be sure that you will be able to use our digital library without any limitations. Pass the registration and download jacuzzi j pump 2 speed wiring diagram now.

DOWNLOAD NOW

DOWNLOAD PDF DOCUMENT

DOWNLOAD PDF DOCUMENT

JACUZZI J PUMP 2 SPEED ...

[X0100 WIRING DIAGRAM](#)

X0100 Strike Interface Time Delay Module Power Wiring Diagram(24 VAC VDC; 250mA Max) 5 Amp Max NC (Normally Closed) To Electric Strike Common C (Common) +24 V NO (Normally Open) (Dry Contacts) 2 1 NC (Normally Closed) To Control Activation C (Common) NO (Normally Open) (Dry Contacts) 3 4 2 Amp Max Activation Common Note: This module does not provide an output voltage to drive an electric strike. ...

File name: X0100-Wiring-Diagram.pdf
[Download now or Read Online](#)

[BLOCK WIRING DIAGRAM FOR 2S-SS](#)

BLOCK WIRING DIAGRAM IWS-ABDS1. Without volume control2. With volume control Volume control should be auto transformer type control (SVC-W, SVC-I, RVC-W, RVC-I). The use of 8 ohm speakers is recommended. When A+B is selected, the net load to amplifier is 4 ohms.Dayton Audio PO Box 52 Springboro, OH 45066 300T575 ...

File name: 300-575-dayton-audio-iws-abds-block-wiring-diagram.pdf
[Download now or Read Online](#)

[MICROSOFT WORD - CORDONA WIRING DIAGRAM SBK- 4 2 NEG. 4 COILS.DOC](#)

Wiring diagram for engines with 4 coils, 2 negative wires from the CDI, and 4 +12vwires from the stock wiring harness.For 3 cyl. and single cyl. splice the number of Killbox yellows necessary and ground theremaining yellows. For Dyna 2000; connect one (any) yellow to orange and one otheryellow to gnd. The other 2 yellows are not used, should be cut.A GP Switch should be installed in the Pullswitch...

File name: cordona wiring diagram SBK- 4 2 neg. 4 coils.pdf
[Download now or Read Online](#)

[61CCMV04 WIRING DIAGRAM MODULAR HYDRONIC HEAT AIR HANDLER WITH CHOCK - NO PUMP](#)

BLK WHT GRN 16 WIRE CABLE J1 FEMALE ECM MOTOR CONNECTOR WHT BLK PNK HUM RED Blower Motor DELAY RED 16 WIRE CABLE R GREEN 9 10 11 12 13 14 15 16 A Chock 120 VAC B 1 2 3 4 5 6 7 8 WHT C GRN BLK BRN C1 (R Com) D C 120 PURP D10 D7 RED EM RED D8 JW2 G N L1 GRN JW3 R1 C 24 BLK D9 W2 W1 RED WHT R3 R2 ECM 24 VAC ADJUST HEAT COOL Blower ORN CFM LED O GREENCFM NORM A A BRN WHT RED (+) 100 CFM BLINK (-) B B...





















File name: 61CCMV04 Wiring Diagram Modular Hydronic Heat Air Handler MMVEOL with Chock - No Pump.pdf
[Download now or Read Online](#)

DOWNLOAD PDF DOCUMENT

DOWNLOAD PDF DOCUMENT

Here below another book similar with:

JACUZZI J PUMP 2 SPEED ...

-  [jacuzzi j pump 2 speed wiring diagram](#)
-  [fuel pump wiring diagram vw passat 2004](#)
-  [wiring speed controller xs 400b 03](#)
-  [ford focus power steering pump diagram](#)
-  [deutz bf4m2012c fuel pump diagram](#)
-  [buzan tony speed reading 3rd edn pbk](#)
-  [honda gx160 pump filler cap parts](#)
-  [dt466 high pressure oil pump specs](#)
-  [nt 855 cummins fuel pump adjustment](#)
-  [10 speed fuller transmission shift pattern](#)
-  [centrifugal pump testing rig](#)
-  [ve commodore fuel pump relay location](#)
-  [speed checker for highways project report](#)
-  [pedestal fan winding including speed control](#)
-  [pump truck jha](#)
-  [moving your church through conflict by speed b leas](#)
-  [cummins isx vehicle speed sensor location](#)
-  [rexroth piston pump service manual](#)
-  [living method speed mathematic](#)
-  [pump checklist for preventive maintenance](#)

DOWNLOAD PDF DOCUMENT